


Vacuum Solutions

Application Support

Service



LEYBOLD VACUUM

ET 01.603/1.02



PTB SALES FOR SALES AND SERVICE PLEASE CALL:
PTB SALES T :: 866.332.0500
F :: 626.334.2151
www.ptbsales.com
DATE SERVICED: _____



TRIVAC® E 2

D 5 E; D 10 E; D 16 E

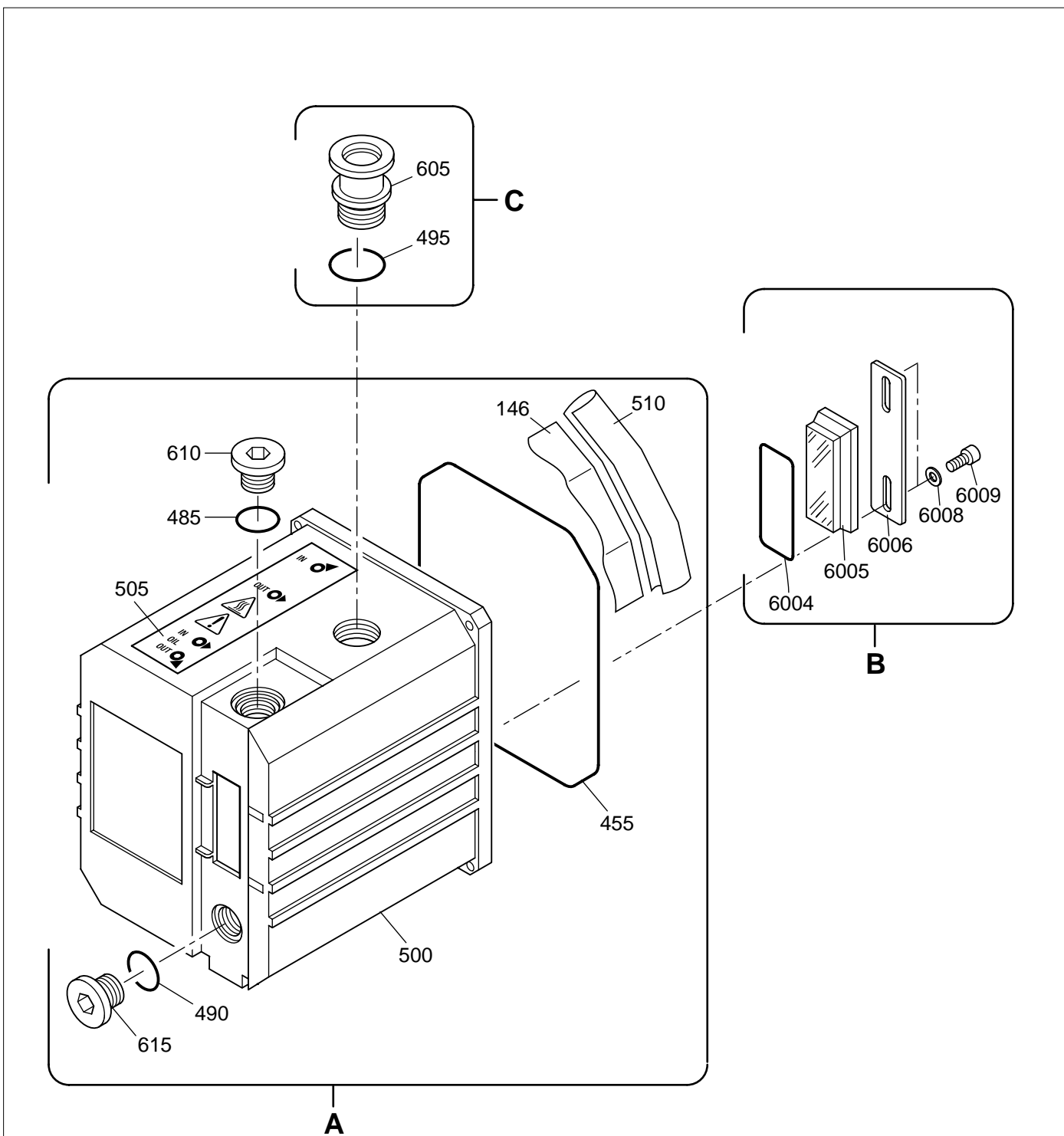
Dual-Stage Rotary
Vane Vacuum Pump

Valid from Serial-No.: T2

- TRIVAC D5E:
- 140030 209 002 19762
 - 140031 209 003 33605
- TRIVAC D10E:
- 140040 209 002 19765
 - 140041 000 000 00000
 - 140042 209 003 10073
- TRIVAC D16E:
- 140050 209 002 43242
 - 140051 209 002 82128



Spare Parts List



A Kit Oil Box

- 146 Guide panel
- 455 Oil box seal
- 485 Gasket 15,1x22x2 FPM
- 490 Gasket 15,1x22x2 FPM
- 500 Oil box
- 505 Label
- 510 Sealing strip (D 16 E only)
- 610 Oil fill plug M 16x1,5
- 615 Oil drain plug M 16x1,5

B Kit Oil level glass

- 6004 Gasket 54x23x3,5; FPM
- 6005 Oil level glass
- 6006 Cover
- 6008 Washer
- 6009 Cylinder screw M5x10

C Kit Exhaust port

- 495 O-ring
- 605 Exhaust port DN 25 KF

Abb. 1

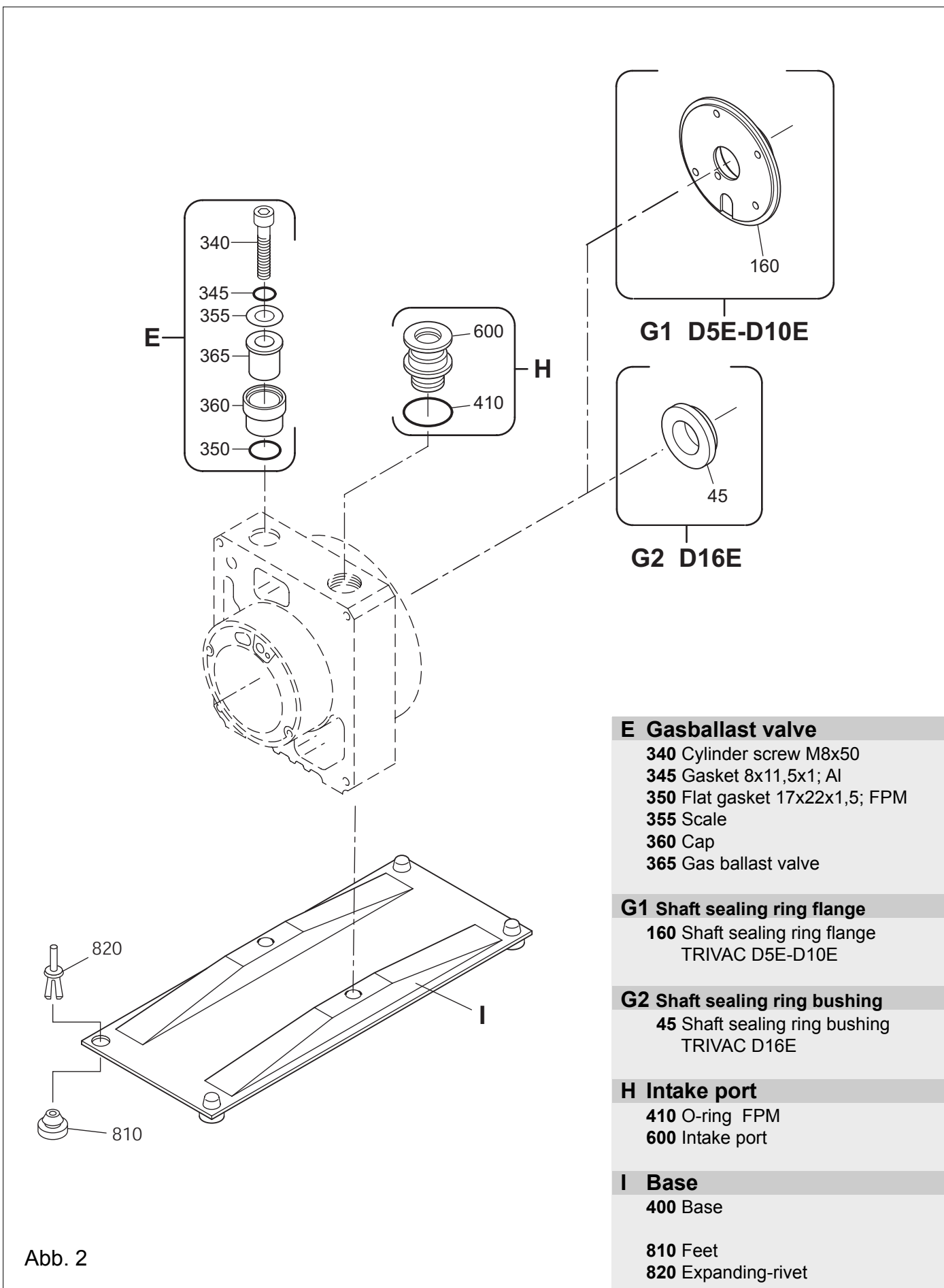


Abb. 2

E Gasballast valve

- 340 Cylinder screw M8x50
- 345 Gasket 8x11,5x1; Al
- 350 Flat gasket 17x22x1,5; FPM
- 355 Scale
- 360 Cap
- 365 Gas ballast valve

G1 Shaft sealing ring flange

- 160 Shaft sealing ring flange TRIVAC D5E-D10E

G2 Shaft sealing ring bushing

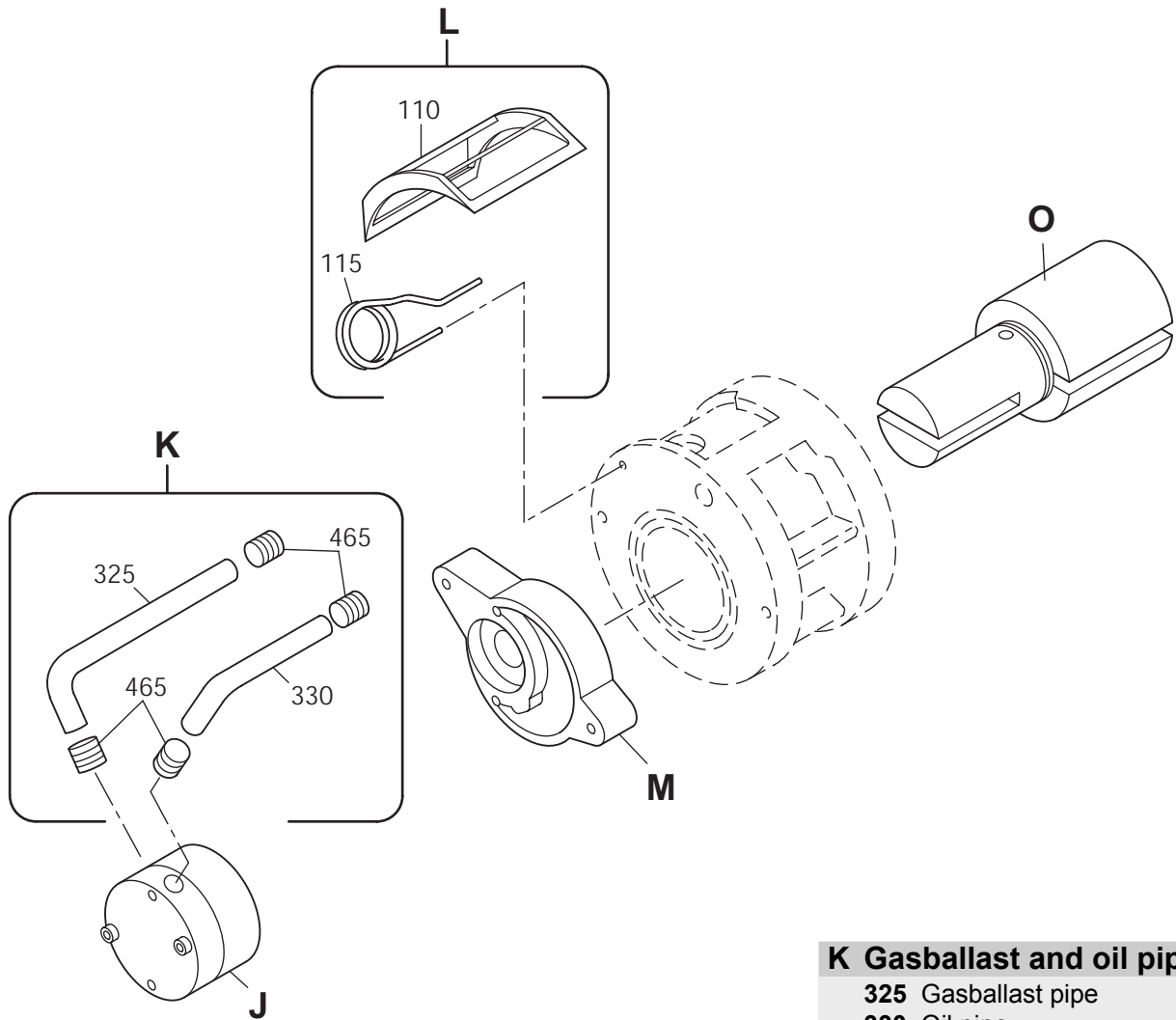
- 45 Shaft sealing ring bushing TRIVAC D16E

H Intake port

- 410 O-ring FPM
- 600 Intake port

I Base

- 400 Base
- 810 Feet
- 820 Expanding-rivet



K Gasballast and oil pipe

- 325 Gasballast pipe
- 330 Oil pipe
- 465 Rubber insert, FPM

L Frame

- 110 Holding frame for demister
- 115 Spring clip

O Rotor

- 55 Rotor

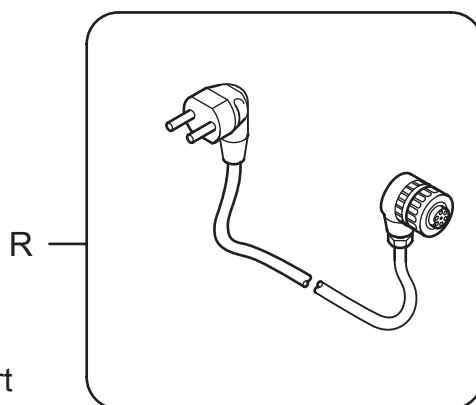
M End plate

- 310 End plate

J Diaphragm valve

- 405 Diaphragm valve

Abb. 3



In case you need a motor spare part
(fan cowling, capacitor for example)
Please contact the producer of the motor:

Emod Motoren GmbH
Zur Kuppe 1
D-36364 Bad Salzschlirf
Tel.: +49-6648/51-0
Fax: +49-6648/51-143

Hanning Elektro-Werke GmbH & Co
Holter Straße 90
D-33813 Oerlinghausen
Tel.: +49-5202/707-0
Fax: +49-5202/707-307

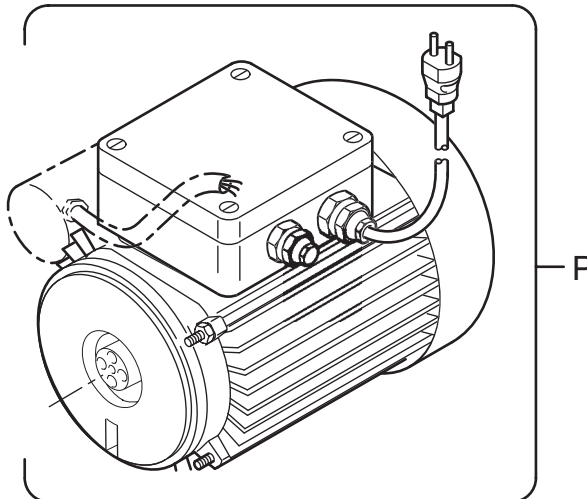


Abb. 4

P Motor 1 phase/ 3 phase
R Cable

Maintenance and Repair Kits

The maintenance and repair kits have been so arranged that the spare and exchange parts they contain cover any servicing work which might be required.

Each set comes with brief instructions in which the necessary work is detailed. This very much simplifies the servicing or repair work.

Given in the following is a brief description of the individual kits and how to use these (in connection with the TRIVAC D 10 E, other pumps are similar)

Maintenance Kit 1

This kit is recommended for maintenance after an operating period of one year. It contains the gaskets for the oil box, the internal demister which separates the oil from the gas.

Repair Kit 1

This kit is used for the seal on the side of the motor. It contains the gaskets for the side of the motor, the shaft sealing ring as well as the following wearing parts: coupling sleeves and compression spring for the oil pump.

Repair Kit 2

This set will only be required in those cases where the pump is not capable of attaining its ultimate pressure. This kit contains the valves, the internal demister which separates the oil from the gas as well as the gaskets for the oil box.

Maintenance Kit 2 / Repair Kit 3

These kits are identical. They contain all wearing parts, all gaskets and the internal demister which separates the oil from the gas.

They are used as follows:

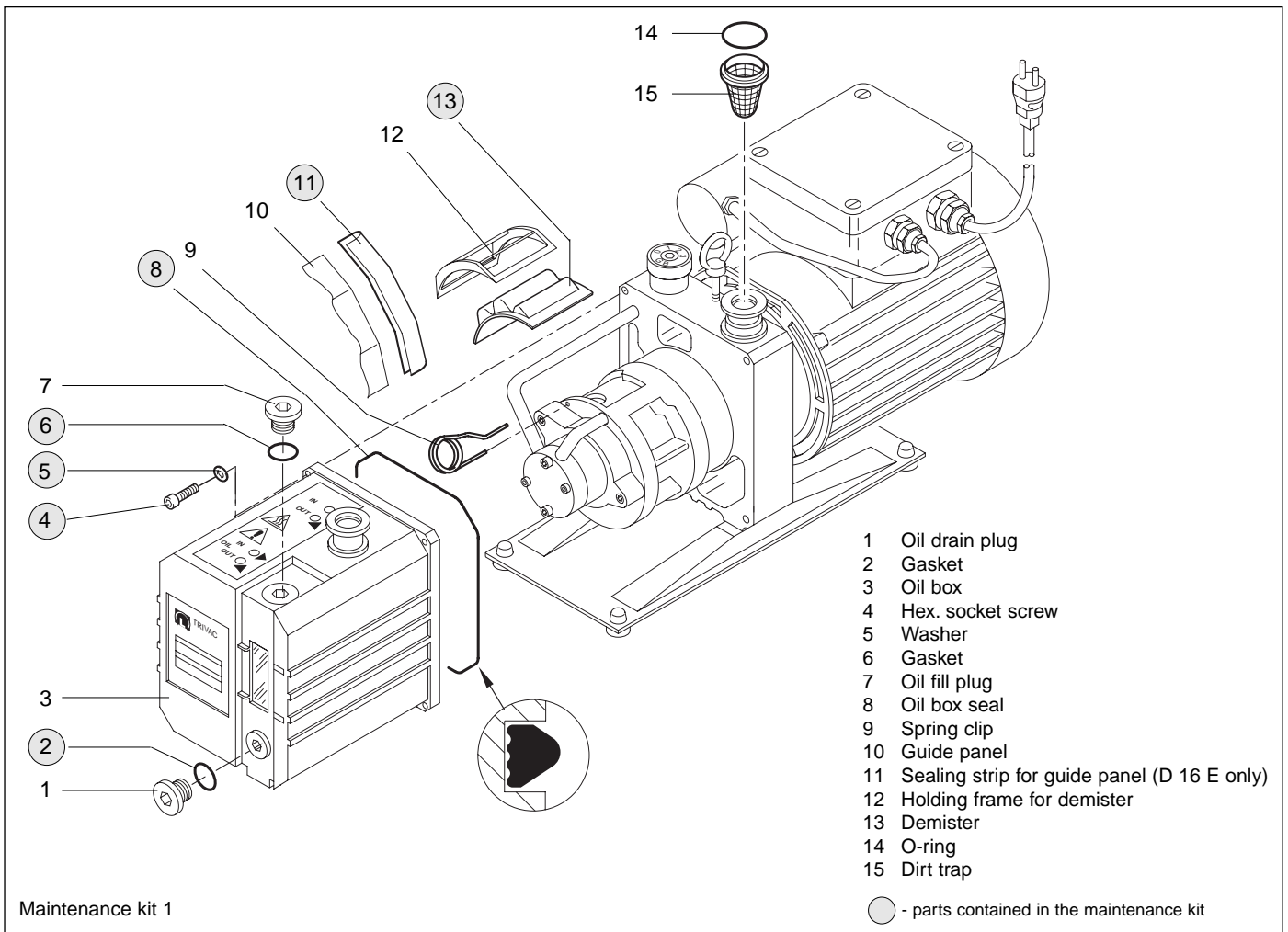
1. Maintenance after three years of operation
2. Complete repair

Ordering Information for the Maintenance Kits and the Repair Sets

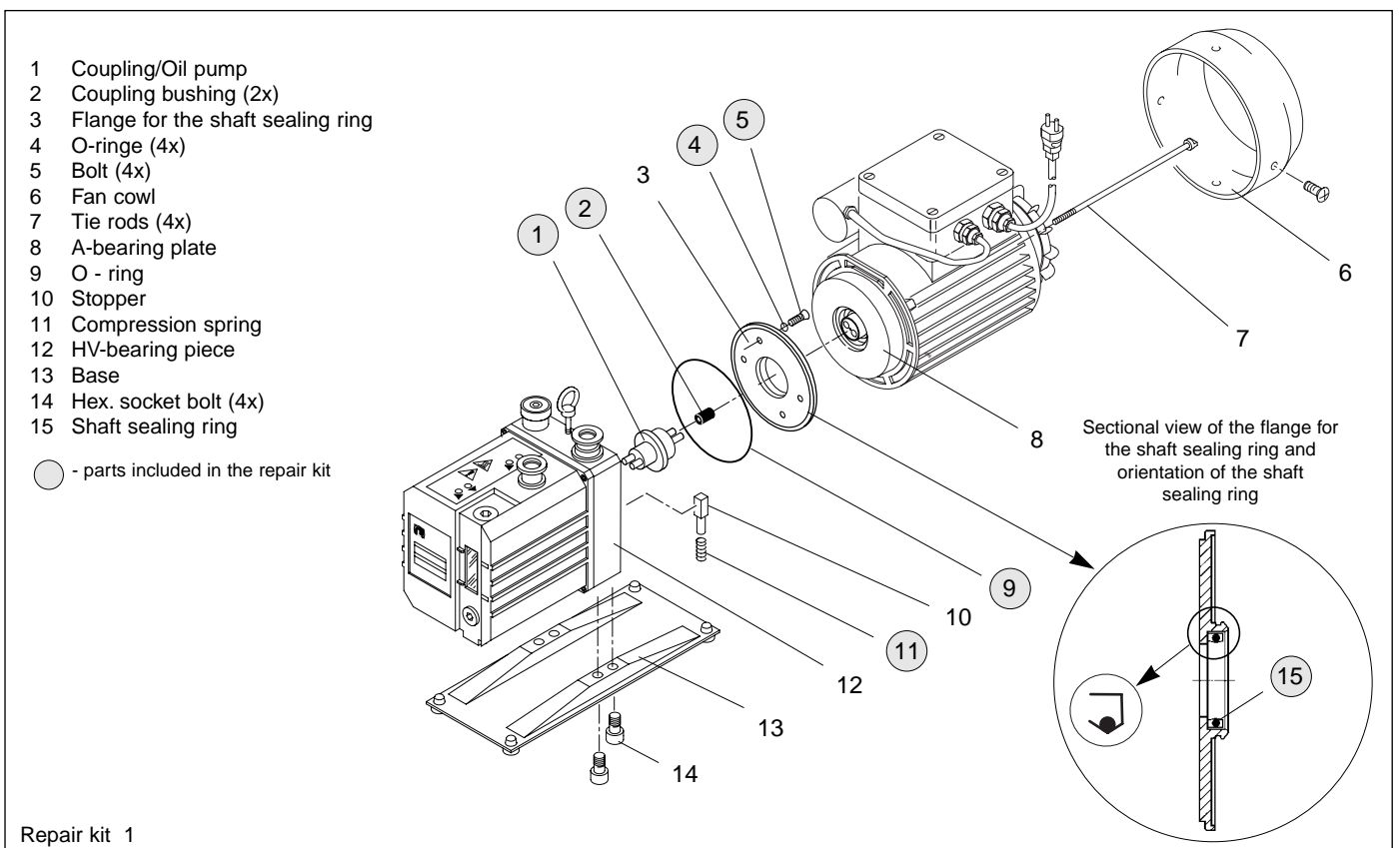
TRIVAC	D 5 E 2	D 10 E 2	D 16 E 2
Maintenance Kit 1	200 40 023	200 40 023	200 40 044
Maintenance Kit 2 (Complete Set)	E 100 000 348	E 100 000 349	E 100 000 350
Repair-Set 1	E 100 000 352	E 100 000 352	200 40 043
Repair-Set 2	200 40 054	200 40 054	200 40 056
Repair-Set 3 (Complete Set)	E 100 000 348	E 100 000 349	E 100 000 350

Ordering Information for the Special Tools

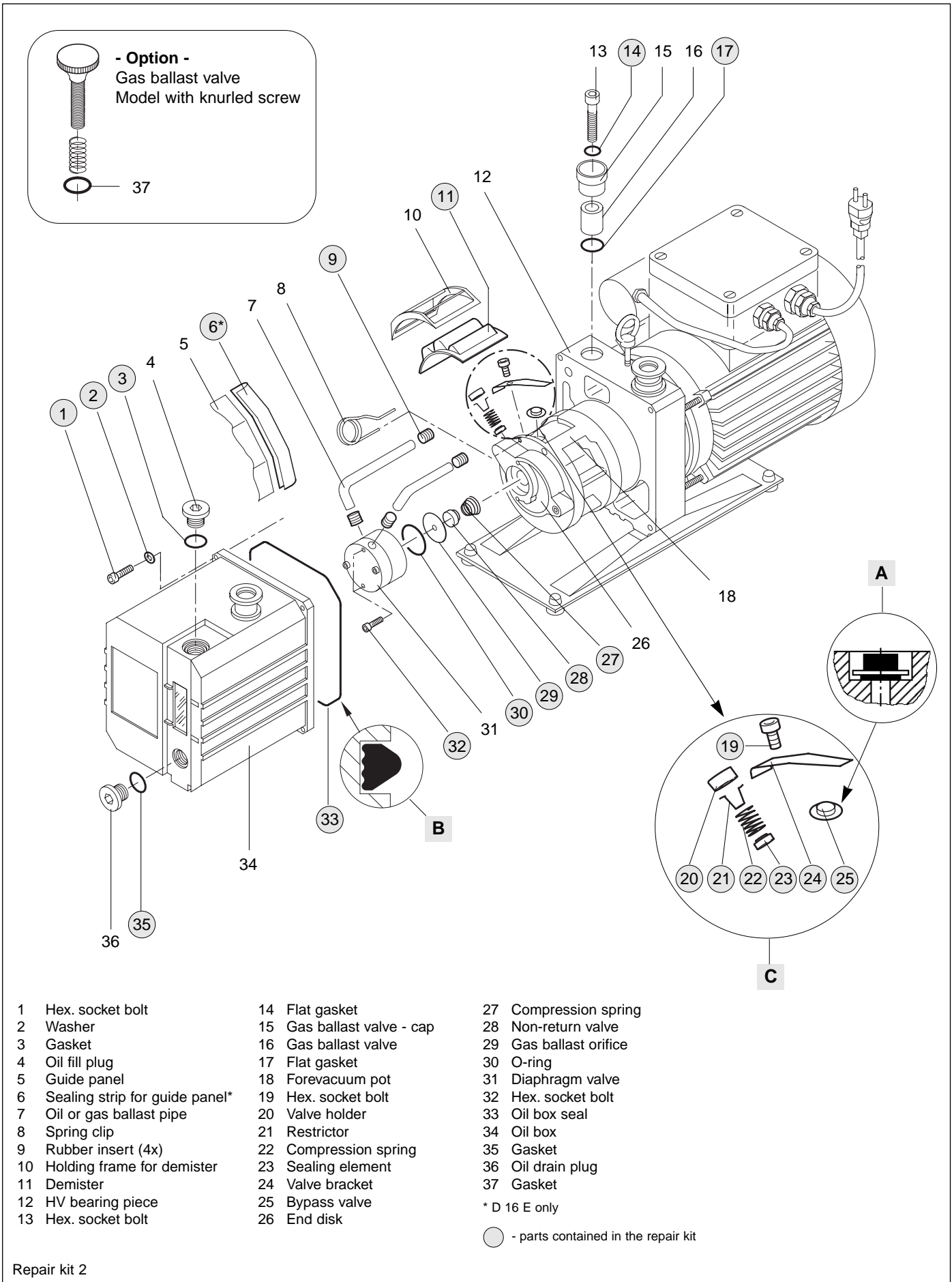
TRIVAC	D 5 E 2	D 10 E 2	D 16 E 2
Special tool for the tie rods	_____	200 02 760	_____

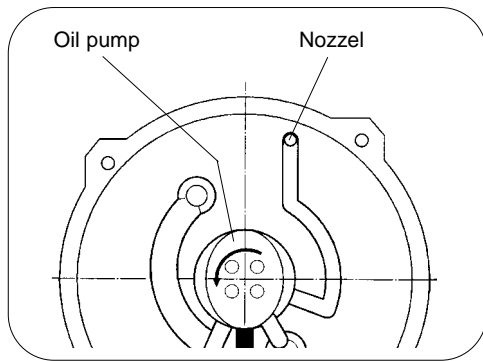


Maintenance kit 1

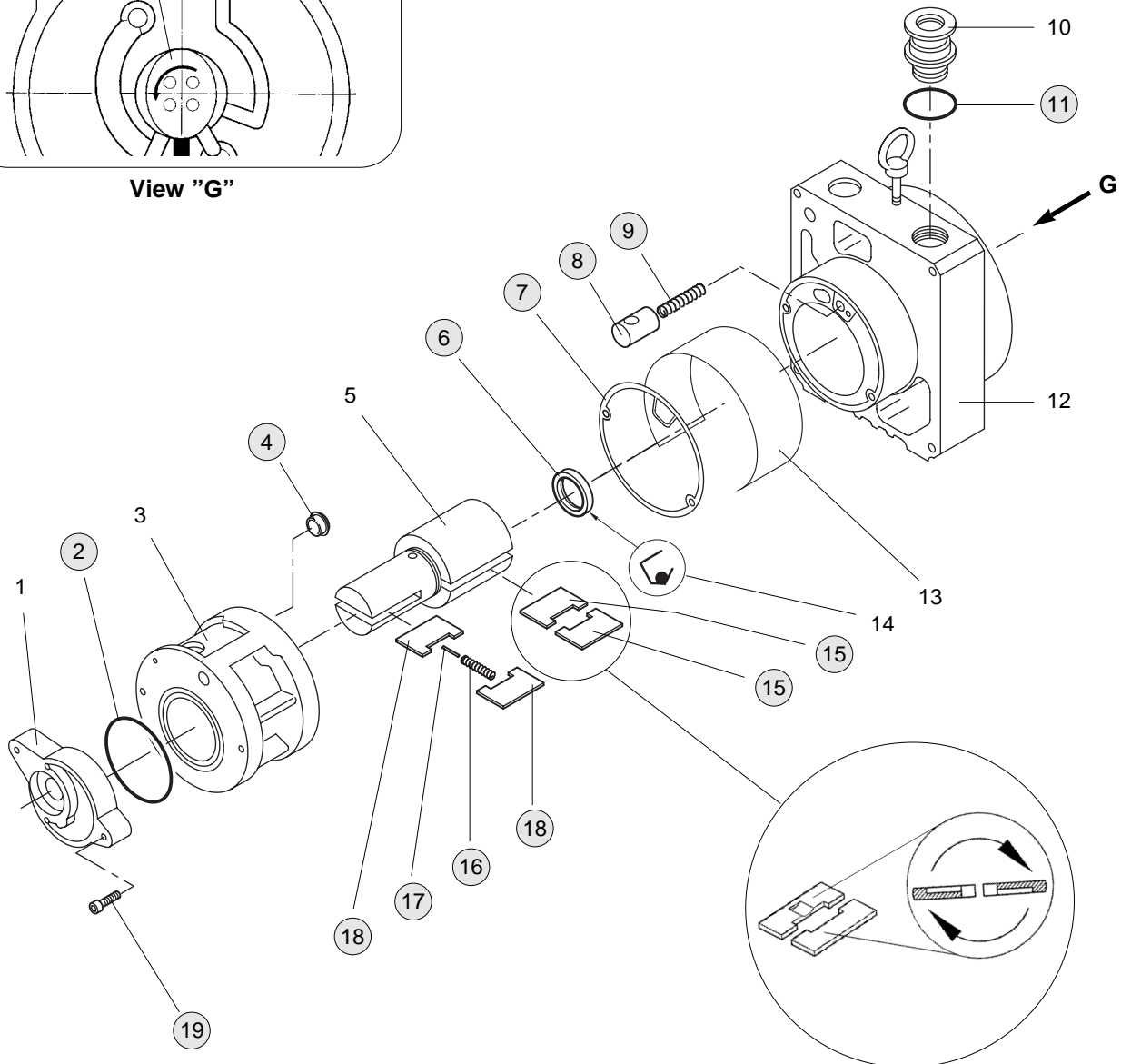


Repair kit 1





View "G"



Enlarged view F
Position of the HV vanes

- | | |
|----------------------|--------------------------------|
| 1 End plate | 11 O-ring |
| 2 O-ring | 12 High vacuum bearing piece |
| 3 Forevacuum pot | 13 Oil guiding panel |
| 4 Sealing nipple | 14 Position/shaft sealing ring |
| 5 Rotor | 15 Vane (HV) |
| 6 Shaft sealing ring | 16 Compression spring |
| 7 Flat seal | 17 Guide pin |
| 8 Tandem valve | 18 Vane (FV) |
| 9 Compression spring | 19 Hex. socket bolt |
| 10 Intake port | |

○ - Parts included in the complete kit

Complete kit

Sales Net worldwide

AMERICA

USA:

LEYBOLD VACUUM USA
5700 Mellon Road
Export, PA 15632
Phone: +1-724-327 57 00
Fax: +1-724-733 12 17
Internet: <http://www.leyboldvacuum.com>

Canada:

LEYBOLD Canada Inc.
7050 Telford Way, Unit 5
Mississauga, Ontario
Canada L5S 1V7
Phone: +1-905-672 77 04
Fax: +1-905-672 22 49
e-mail: reachus@leybold.on.ca

EUROPE

Deutschland:

LEYBOLD VAKUUM
GmbH
Bonner Straße 498
D-50968 Köln
Phone: +49-221-347-1234
Fax: +49-221-347-1245
Internet: www.leyboldvac.de
e-mail: sales@leyboldvakuu.com

Belgien/Niederlande/ Luxemburg:

LEYBOLD N.V.
Leuvensesteenweg 542, 9A
B-1930 Zaventem
Phone: +32-2-71 10 083
Fax: +32-2-72 08 338

LEYBOLD B.V.

Computerweg 7
NL-3606 AV Maarssen
Phone: +31-346-583 999
Fax: +31-346-583 990

Frankreich:

LEYBOLD S.A.
7, Avenue du Quebec
Z.A. de Courtaboeuf, B.P. 42
F-91942 Courtaboeuf Cedex
Phone: +33-1-69 82 48 00
Fax: +33-1-69 07 57 38
e-mail: Compuserve:100635,43

Groß-Britannien/Irland:

LEYBOLD LTD.
Waterside Way,
Plough Lane
GB-London SW 17 OHB
Phone: +44-208-971 70 00
Fax: +44-208-971 70 01

Italien:

LEYBOLD S.P.A.
Via Trasimeno 8
I-20128 Milano
Phone: +39-02-27 22 31
Fax: +39-02-27 20 96 41

Spanien:

LEYBOLD S.A.
C/. Mataró, 27
Poligono Industrial Les
Grases
E-08980 Sant Feliu de
Llobregat (Barcelona)
Phone: +34-93-666 46 16
Fax: +34-93-666 43 70

Schweden:

LEYBOLD AB
Box 9084
40092 Göteborg
Phone: +46-31-68 84 70
Fax: +46-31-68 39 39

Schweiz/

Liechtenstein:
LEYBOLD AG
Leutschenbachstraße 55
CH-8050 Zürich
Phone: +41-1-308 40 50
Fax: +41-1-302 43 73

ASIA

Volksrepublik China:

LEYBOLD (Tianjin)
VACUUM EQUIPMENT
MANUFACTURING Co.,
Ltd.
Beichen Economic Develop-
ment Area (BEDA)
Tianjin 300400, China
Phone: +86-22 26 972 016
Fax: +86-22 26 972 017
e-mail: leybold@public.tpt.tj.cn

Japan:

LEYBOLD Co., Ltd.
Head Office
Tobu A.K. Bldg. 4th Floor
23-3, Shin-Yokohama 3-
chome
Kohoku-ku, Yokohama-shi
Kanagawa ken 222-0033
Phone: +81-45-471 33 30
Fax: +81-45-471 33 23

Korea:

LEYBOLD Korea Ltd.
4th Fl. Shinan Bldg., 173-1
Jangchoog-dong 2ga,
Choong-ku
Seoul 100-392, Korea
C.P.O. Box 709
Phone: +82-2-227 11 567
Fax: +82-2-227 11 568

Singapore:

BALZERS and LEYBOLD
Singapore Pte. Ltd.
1 Tuas South Street 3
Singapore 638043
Phone: +65-865 18 65
Fax: +65-862 22 95

Taiwan:

LEYBOLD Taiwan, Ltd.
2 F, No 416-1, Sec. 3
Chung-Hsin Rd.
Chu Tung, Hsinchu.
Taiwan R.O.C: 310
Phone: +886-3-583 39 88
Fax: +886-3-583 39 99



LEYBOLD VAKUUM GmbH

Bonner Straße 498 (Bayenthal)
D-50968 Köln
Tel.: (0221) 347-0
Fax: (0221) 347-1250
<http://www.leyboldvac.de>
e-mail: communication@leyboldvac.de