

Inlet pressure (PI3C pirani gauge)

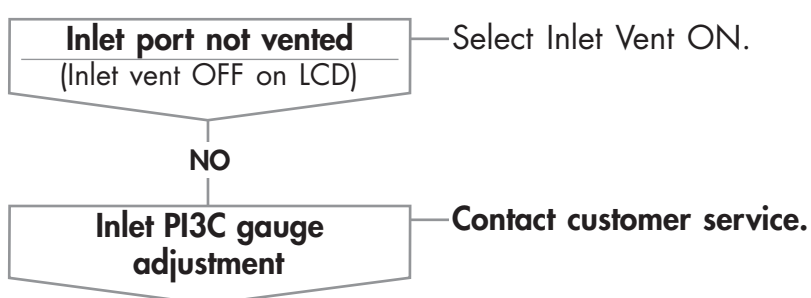
SYMPTOM

ORIGIN / DIAGNOSTIC CONFIRMATION

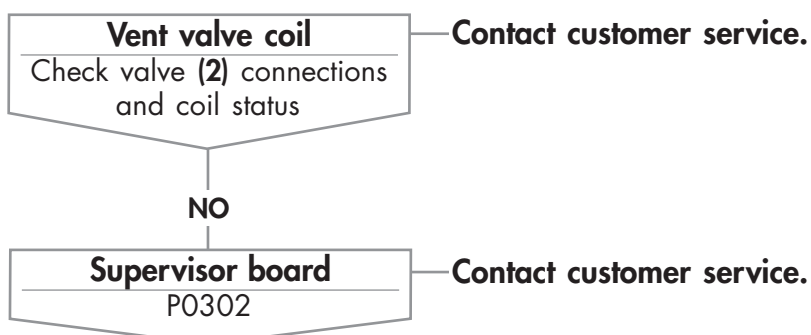
REMEDY

 **Critical failure**  **Chap. C**
"Error/information indicator and display"

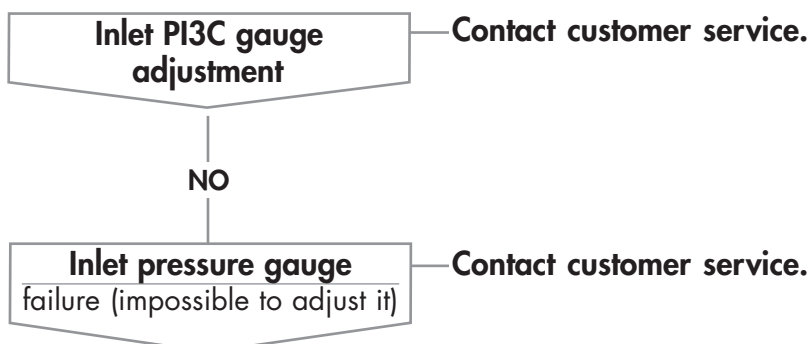
**Inlet pressure display
does not show
atmospheric pressure**



**No vent
(vent ON requested)**



**No inlet pressure
display**



Inlet pressure (PI3C pirani gauge)

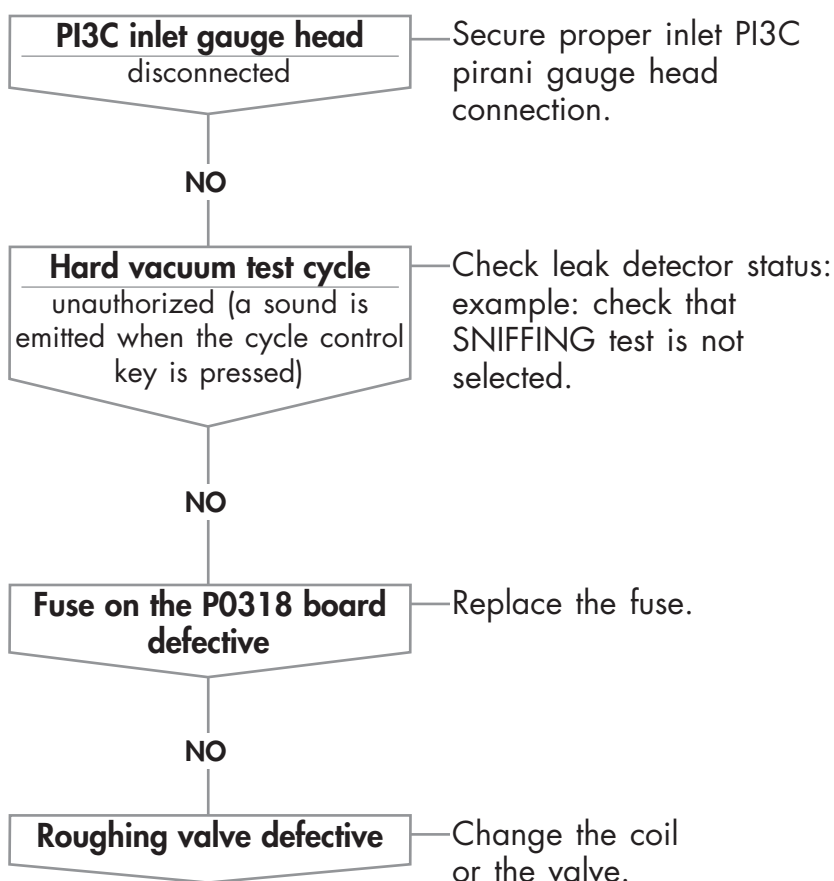
SYMPTOM

ORIGIN / DIAGNOSTIC CONFIRMATION

REMEDY

? **Critical failure** 📖 Chap. C
"Error/information indicator and display"

**No inlet pressure drop
at start of a cycle**



Inlet pressure (PI3C pirani gauge)


SYMPTOM

ORIGIN / DIAGNOSTIC CONFIRMATION

REMEDY

 **Critical failure**  Chap. C
"Error/information indicator and display"

**Impossible to reach
High sensitivity test
mode**

 **Leak detector with a
blank at the inlet
(a volume can be a
source of outgazing).**

