











Appearance of information messages

SYMPTOM	ORIGIN / DIAGNOSTIC CONFIRMATION	REMEDY
*  Critical failure  Chap. C <i>"Error/information indicator and display"</i>		
"Maintenance required"	<div>Number of cycles before maintenance obsolete</div>	Refer to: table of preventive maintenance intervals.  D 10 Reset the counter.  D 11
"Auto-cal required"	<div>An auto-cal is required</div>	Start an auto-calibration.  C 71
"Auto-cal aborted"	<div>The auto-calibration is stopped before the end of the auto-cal cycle</div>	Reset an auto-calibration.  C 71
"Manual calibration"	<div>In spectro menu auto-cal is off</div>	 C 72
"New fil #1 required"	<div>The fil #1 is burned</div>	Change the fil #1.  E 60
"New fil #2 required"	<div>The fil #2 is burned</div>	Change the fil #2.  E 60
"Filament request off"	<div>The filament is switched off</div>	In Spectro menu, switch on the filament.  E 60